

Two Ellipse-based Pruning Methods for Group Nearest Neighbor Queries

Hongga Li

Institute of Remote Sensing Applications
Chinese Academy of Sciences, Beijing, China
lihongga_lhg@yahoo.com.cn

Bo Huang

Department of Geomatics Engineering
University of Calgary, Calgary, Canada
huang@geomatics.ucalgary.ca

Hua Lu

School of Computing
National University of Singapore, Singapore
luhua@comp.nus.edu.sg

Zhiyong Huang

School of Computing
National University of Singapore, Singapore
huangzy@comp.nus.edu.sg

ABSTRACT

Group nearest neighbor (GNN) queries are a relatively new type of operations in spatial database applications. Different from a traditional k NN query which specifies a single query point only, a GNN query has multiple query points. Because of the number of query points and their arbitrary distribution in the data space, a GNN query is much more complex than a k NN query. In this paper, we propose two pruning strategies for GNN queries which take into account the distribution of query points. Our methods can derive an ellipse to approximate the extent of multiple query points, and then derive a distance or minimum bounding rectangle (MBR) using that ellipse to prune intermediate nodes in a depth-first search via an R^* -tree. Our methods are also applicable to best-first traversal paradigms. We conduct extensive performance studies. The results show that the proposed pruning strategies are more efficient than the existing methods.

Categories and Subject Descriptors

H.2.8 [DATABASE MANAGEMENT]: Database Applications—*Spatial databases and GIS*

General Terms

Algorithms

Keywords

Group nearest neighbor query, GNN, Query optimization

1. INTRODUCTION

Permission to make digital or hard copies of all or part of this work for personal or classroom use is granted without fee provided that copies are not made or distributed for profit or commercial advantage and that copies bear this notice and the full citation on the first page. To copy otherwise, to republish, to post on servers or to redistribute to lists, requires prior specific permission and/or a fee.

GIS'05, November 4, 2005, Bremen, Germany.

Copyright 2005 ACM 1-59593-146-5/05/0011 ...\$5.00.

Nearest neighbor (NN) queries and k nearest neighbor (k NN) queries constitute a very important category of queries in database. They are found in many kinds of applications, including but not limited to geographical information system (GIS), CAD/CAM, multimedia [6], knowledge discovery [4] and data mining. In spatial database, datasets are usually indexed by some spatial access methods (SAM) such as the R-tree [7] and R^* -tree [3]. Several k NN algorithms using such SAM [13, 8] and relevant performance analysis [12, 15] have been proposed. Besides, multi-step methods [14] and transformation methods [16], approximation [1] and range constraints [5] have also been proposed for k NN queries.

As an extension of the k NN query, the group nearest neighbor (GNN) query [11] has more than one query point, and its objective is to minimize the sum of distances from each resultant point to all query points. For example, several friends in a city may want to find a place to meet, and they hope the sum of their distances to the place is minimal so that they can reduce the total travelling cost. GNN queries can also be applied in data clustering [9], outlier detection [2] and abnormality detection [10].

GNN queries are more complex compared to traditional k NN queries mainly because of two reasons. One is that multiple query points are specified, which requires more distance computations. The other is that query points can be distributed within the data space in arbitrary ways, creating a large search region. However, the ideas behind k NN query processing can also be adapted for GNN queries.

The scenarios of GNN queries in [11] assume a static dataset and several query points, with the former being indexed by an R-tree. Based on these assumptions, several processing algorithms have been proposed in that work. Those processing techniques for GNN queries are inspired by pruning metrics and processing algorithms proposed for traditional k NN queries, and adapt old methods to the new requirements. Those algorithms also consider whether all query points can fit in memory, and deal with them accordingly. For either case, three processing methods are used.

The methods proposed in [11] for multiple memory-resident query points may be reconsidered and further improved. Specifically, the *multiple query method* (MQM) does not consider the distribution of query points at all, the *single point method* (SPM) approximates the centroid of all

query points instead of their extent shape, and the *minimum bounding method* (MBM) simply uses the minimum bounding rectangle (MBR) of all query points to prune unqualified tree nodes. Bearing in mind the distribution of query points is very important to query processing, and their centroid can hardly reflect their distribution accurately, we are motivated to find new and more efficient pruning strategies for GNN queries.

In this paper, we propose new pruning strategies for GNN query processing via the R*-tree. We assume that all query points can fit in main memory. Our methods take into account not only the number of query points, but also their distribution in the data space. We use an ellipse to approximate the extent of all query points, and the distance or MBR derived from the ellipse is used to prune intermediate index nodes in the search via the R*-tree. Our pruning strategies are applicable to both depth-first and best-first traversal paradigms.

The remainder of this paper is organized as follows. Section 2 gives a brief survey of related work. In Section 3, we propose our ellipse-based pruning strategies for GNN queries. In Section 4, we conduct an extensive set of experiments on two real geographic datasets; the results show that our proposed methods outperform previous methods. Section 5 concludes the paper.

2. RELATED WORK

The problem of answering k NN queries using the R-tree was first introduced in [13]. That algorithm searches the R-tree in a depth-first manner, using two different metrics to help prune intermediate nodes and leaf nodes. One metric is optimistic *mindist*, which corresponds to the shortest distance between the query point and the MBR of a tree entry. The other is pessimistic *minmaxdist*, which measures the longest distance from the query point to a tree entry MBR that ensures the existence of some data point(s). For a given query point q , *mindist* and *minmaxdist* are used to order and prune R-tree node entries according to three heuristics: (1) every MBR M with *mindist*(q, M) greater than the actual distance from q to a given object o is discarded; (2) for two MBRs M and M' , if *mindist*(q, M) is greater than *minmaxdist*(q, M'), M is pruned; and (3) if the distance from q to a given object o is greater than *minmaxdist*(q, M) for an MBR M , o is discarded.

The depth-first k NN algorithm accesses more R-tree nodes than necessary. To enable optimal index node access, a best-first algorithm was proposed in [8]. A memory heap is used to hold R-tree entries to be searched. Entries for the memory heap are selected according to the *mindist* between an entry and the query point. Only those entries with a small enough *mindist* are pushed into the heap and searched later with its sub-entries checked and pushed back if necessary. With the optimization done with the metric *mindist*, the best-first algorithm only accesses those nodes containing k nearest neighbors, thus achieving optimal node access.

By extending k NN queries, Papadias et al. for the first time introduced a novel spatial query with multiple query points, i.e., the group nearest neighbor (GNN) query [11]. A GNN query involves two sets of points $P = \{p_1, \dots, p_m\}$ and $Q = \{q_1, \dots, q_n\}$, where P is the dataset and Q is a set of query points. The distance between a data point p and query Q is defined as $dist(p, Q) = \sum_{i=1}^n |pq_i|$, where $|pq_i|$ is the Euclidean distance between p and query point q_i . A GNN

query returns the point(s) in P with the smallest distances to the query. Formally, we use $NN_Q(P)$ to represent the result of a GNN query, and it satisfies: $\forall p \in NN_Q(P)$ and $\forall p' \in P - NN_Q(P)$, $dist(p, Q) < dist(p', Q)$ holds.

Based on pruning metrics and processing algorithms proposed for k NN queries, several processing techniques for GNN queries were proposed in [11]. Three algorithms, namely the *multiple query method*, the *single point method* and the *minimum bounding method*, were proposed for the case where query set Q can fit in memory.

(1) The multiple query method (MQM) is a threshold algorithm. It executes incremental NN search for each point q_i in Q , and combines their results. The distance to q_i 's current NN is kept as a threshold t_i for each q_i . The sum of all thresholds is used as the total threshold T . *best_dist* is $dist(NN_{cur}, Q)$, where NN_{cur} is the candidate nearest neighbor found so far. Initially, *best_dist* is set to ∞ and T is set to 0. The algorithm computes the nearest neighbor for each query point incrementally, updating the thresholds and *best_dist*, until threshold T is larger than *best_dist*.

(2) The single point method (SPM) processes a GNN query in a single traversal of the R-tree. SPM first decides the centroid q of Q , which is a point in the data space with a small or minimum value of $dist(q, Q)$. Then a depth-first k NN search is performed with q as the query point. During the search, some heuristic based on triangular inequality is used to prune intermediate nodes and determine the real nearest neighbors to Q .

(3) The minimum bounding method (MBM) regards Q as a whole and uses its MBR M to prune the search space in a single query, in either the depth-first or best-first manner. Two pruning heuristics involving the distance from an intermediate node N to M or query points are proposed and can be used in either manner.

Because MQM retrieves the NN for every point in query set Q , it sometimes accesses the same tree nodes for different query points, and its cost increases fast with the query set cardinality. In contrast, both SPM and MBM perform a single query with some pruning heuristics. SPM is a modified single depth-first NN search with the centroid of Q being the query point while MBM considers the MBR of Q and can take either the depth-first or best-first manner. The distribution shape of query points in Q has an impact on the performance of SPM and MBM because the former approximates Q 's centroid and uses it in the single query, and the latter takes into consideration the extent of Q when pruning nodes. According to the comparison conducted in [11], MBM is better than SPM in terms of node access and CPU cost while MQM is the worst. Therefore in this paper, we aim to improve SPM and MBM by using more powerful pruning strategies.

3. OUR PRUNING METHODS

3.1 Motivation

In k NN query processing, the search bound is determined by the farthest data point in the result set, i.e., the k -th nearest neighbor NN_k , and the search bound can be described as a circle centered at query point q with radius of $dist(q, NN_k)$. We use ε to represent such a bound.

Similarly but more roughly, a GNN query can be regarded as the equivalent of a corresponding range query, i.e., for the k -th distance value $\varepsilon_k = \max \{dist(p, Q) \mid p \in GNN_k^Q\}$.

Both queries return the same result set and retrieve all objects in P that have a distance from Q not greater than ε_k . In other words, $GNN_Q^k = range_Q(\varepsilon_k) = \{p_i \in P \mid dist(p_i, Q) \leq \varepsilon_k, 1 \leq i \leq k\}$. However, in a GNN query, it is difficult to determine and describe the search bound because of the number of query points and their arbitrary distribution. Nevertheless, we can still get some inspiration from the search bound of a k NN query.

In the k NN query context, the single query point and the farthest qualified neighbor together decide a circle while for GNN queries, there are more than one query point involved. The straightforward idea is to change the circle to other possible geometry shapes, since the number of query points has been increased from one to more. Then for the case of two query points, we have a good choice – ellipse, which is the trajectory of all points whose distances to two specific points (i.e., the two foci of that ellipse) are fixed. All points inside the ellipse are nearer to the two foci than those on it while all points outside are farther. This suits GNN queries with two query points.

The ellipse idea above can be further applied to GNN queries with more than two query points as an ellipse is the simplest geometry shape that can be used besides a circle to deal with distance. The issue now is how to determine an ellipse for more than two query points. First, we need to pick two query points as the foci of the estimated ellipse. Later, we will address how to choose foci from the query set Q .

3.2 Distance Pruning Method Using an Ellipse

Although it is difficult to use a universal and simple equation to describe the search bound for a GNN query, we may still use one circle or one ellipse to embrace the bounding shape of the query set Q . The extent of that shape is determined by the distance from the k -th nearest neighbor to the query set Q .

Considering the circle and the ellipse, it is clear that at the same distance value, the area embraced by the circle is larger than that by the ellipse. For instance, if a pair of points with distance $c \geq 0$, then the ratio is:

$$\frac{Area_{circle}}{Area_{ellipse}} = \frac{\pi \varepsilon^2}{\pi \varepsilon \sqrt{\varepsilon^2 - c^2/4}} = \frac{\varepsilon}{\sqrt{\varepsilon^2 - c^2/4}} > 1$$

Our first pruning strategy is as follows: If a point or an MBR is far away enough with respect to the two points we choose as the approximate ellipse, they cannot be in the final answer. The heuristic is presented below:

Heuristic 1 Let q_i and q_j be a pair of query points in Q , and max_dist be the distance of the k -th GNN found so far. A node N in the R*-tree (or a point p) can be safely pruned if: $mindist(N, q_i) + mindist(N, q_j) \geq max_dist$ (or $dist(p, q_i) + dist(p, q_j) \geq max_dist$).

PROOF. For node N , we consider any point p covered by it. The distance from p to query set Q is $dist(p, Q) = \sum_{i=1}^{|Q|} dist(p, q_i) \geq \sum_{i=1}^{|Q|} mindist(N, q_i) \geq mindist(N, q_i) + mindist(N, q_j)$. This, together with the given condition, leads to $dist(p, Q) \geq max_dist$, which means node N does not contain any points nearer the query set Q than the k -th GNN found so far. Thus, it is safe to prune node N .

For point p , we have $dist(p, Q) = \sum_{i=1}^{|Q|} dist(p, q_i) \geq dist(p, q_i) + dist(p, q_j)$. This, together with the given con-

dition, also leads to $dist(p, Q) \geq max_dist$, which means p cannot be nearer Q than the k -th GNN found so far. \square

An example of Heuristic 1 is shown in Figure 1. A , B , C and D are four intermediate R*-tree nodes, and query set Q has two points q_a and q_b . Suppose the access order of all nodes are A , D , B and then C . In the figure, the values of $mindist(N, q_a) + mindist(N, q_b)$ are 17, 12, 17 and 19, for A , B , C and D respectively. Suppose point g in A is the current nearest neighbor, its distance to query set Q $dist(g, q_a) + dist(g, q_b)$ is 18.5. That value can be used as a pruning distance. Thus, node D can be pruned first, and another potential node B is considered. Point h in B will be the new nearest neighbor, and the pruning distance will be updated to $dist(h, q_a) + dist(h, q_b)$ which is 14. In node C , there is no other point nearer to Q than h . Therefore the NN for Q of q_a and q_b is point h in node B .

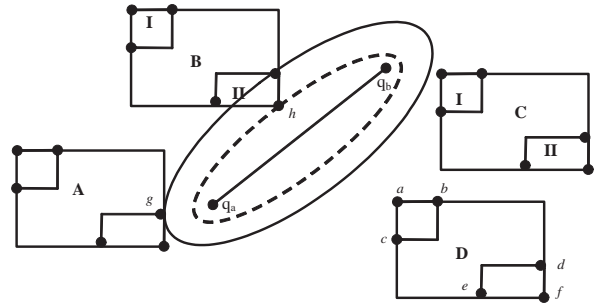


Figure 1: Example of heuristic 1

Algorithm $GNN(Q, k)$

Input: Q is the query points set

k is the number of NNs to retrieve

Output: GNN query result

1. $answerSet = \emptyset$; $max_dist = \infty$;
 2. find a pair of query points q_i and q_j with maximum distance; // call recursive algorithm on R-tree
 3. $dist_ellipse_GNN(node, Q, k, answerSet, max_dist, q_i, q_j)$;
-

Figure 2: Framework for ellipse-based distance pruning method

We now consider the issue of how to choose the two foci for the approximate ellipse. For an ellipse with equation:

$$\frac{x^2}{a^2} + \frac{y^2}{b^2} = 1 \quad (a > b > 0),$$

the distance from any point p on it to its two foci (say q_a and q_b) is $2a$. To prune a node N or a point p' , we want $mindist(N, q_a) + mindist(N, q_b)$ or $dist(p', q_a) + dist(p', q_b)$ to be large. Assume N or p' is on the ellipse, then these two distance sums will increase as a increases. Therefore, we prefer large possible values of a . To achieve this, we choose two points from query set Q between which the distance is the largest among all pairs.

Algorithm `dist_ellipse_GNN`($node, Q, k, answerSet, max_dist, q_i, q_j$)

Input: $node$ is an R-tree node
 Q is the query points set
 k is the number of NNs to retrieve
 $answerSet$ is the set of NNs so far
 max_dist is the distance to the k -th NN so far
 q_i, q_j are the farthest pair of points in Q

Output: GNN query result

1. $branchList = \emptyset$;
 2. **if** ($node$ is not a leaf node)
 3. **for each** entry sub in $node$
 4. **if** ($mindist(sub, q_i) + mindist(sub, q_j) \geq max_dist$)
 5. **continue**;
 6. insert sub into $branchList$,
 keep it sorted on $mindist(sub, Q)$;
 7. **for each** entry sub in $branchList$
 8. `dist_ellipse_GNN`($sub, Q, k, answerSet, q_i, q_j$);
 9. **else**
 10. **for each** data point p_i in $node$
 11. **if** ($dist(p_i, q_i) + dist(p_i, q_j) \geq max_dist$)
 12. **continue**;
 13. **if** ($dist(p_i, Q) \geq max_dist$) **continue**;
 14. insert p_i into $answerSet$,
 keep it sorted on $dist(p_i, Q)$,
 and update max_dist if necessary;
 // perform upward pruning
 15. `pruneBranchList`($max_dist, branchList, k$);
-

Figure 3: `dist_ellipse_GNN` algorithm

Algorithm `pruneBranchList`($max_dist, branchList, Q, k$)

Input: max_dist is the filtering distance
 $branchList$ is the list of sub-nodes to search
 Q is the query points set
 k is the number of NNs to retrieve

Output: updated $branchList$

1. **for each** node N in $branchList$
 2. **if** ($mindist(N, Q) > max_dist$)
 3. remove N from $branchList$
-

Figure 4: Branch pruning algorithm

The algorithm framework for the ellipse-based distance pruning method is presented in Figure 2. A depth-first search for GNN queries with the ellipse-based distance pruning strategy is presented in Figure 3, and it calls the branch list pruning algorithm presented in Figure 4. Note that though we use depth-first traversal to explain our ellipse-based pruning strategy, the strategy is also applicable to the best-first traversal paradigm.

3.3 MBR Pruning Method Using an Ellipse

Unlike the distance pruning method above, which is mainly focused on computing distance filtering metric, the MBR pruning method is intended for direct pruning with less distance computations. Based on an estimated ellipse derived from query set Q and candidates found so far during the search, we can further reduce distance calculations by using the MBR or the ellipse in pruning.

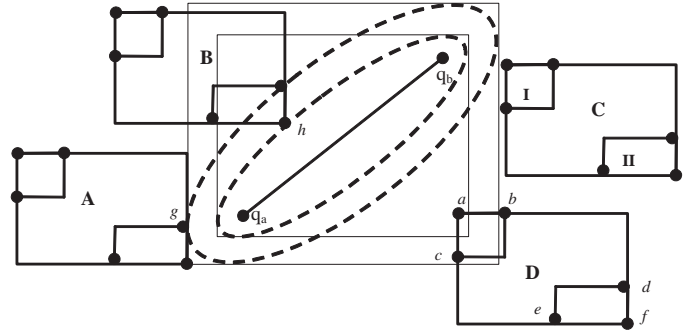


Figure 5: Example of heuristic 2

Heuristic 2 Let q_i and q_j be a pair of points in query set Q , and $E_Q(q_i, q_j, max_dist)$ be the estimated ellipse with major $\frac{max_dist}{2}$ and foci q_i and q_j , where max_dist is the distance of the k -th GNN found so far. If $MBR(E_Q)$ is the minimum bounding rectangle of ellipse $E_Q(q_i, q_j, max_dist)$, a node N can be safely pruned if N disjoins $MBR(E_Q)$.

PROOF. Consider any point p covered by node N . Its distance to query set Q is $dist(p, Q) = \sum_{i=1}^{|Q|} dist(p, q_i) \geq dist(p, q_i) + dist(p, q_j)$. On the other hand, because N disjoins $MBR(E_Q)$, point p must be outside $MBR(E_Q)$ and thus ellipse E_Q . Due to the property of an ellipse, we have $dist(p, q_i) + dist(p, q_j) > 2a$, where a is the ellipse major which equals $\frac{max_dist}{2}$. Therefore, we get $dist(p, Q) > max_dist$, which indicates it is safe to prune node N . \square

An example of Heuristic 2 is showed in Figure 5. A, B, C and D are four intermediate R*-tree nodes, and query set Q has two points q_a and q_b . Despite the same spatial distribution, we use a range instead of a distance filter value to prune nodes. Suppose the access order of all nodes are A, C, B and then D , and point g in A is the current nearest neighbor. We compute the MBR for the approximate ellipse according to the equations above. With that MBR, node C can be pruned first, and then another potential node B is found. As the area of the MBR is larger than that of the ellipse, several points, such as a in D , may be retained until the last pruning. Finally, the NN for two query points q_a and q_b is decided as point h in node B .

We now present how to compute the MBR of a given ellipse. Suppose an ellipse has two foci (x_1, y_1) and (x_2, y_2) , and the long axis is $2a$. The ellipse can be represented in an equation:

$$\frac{[\cos\theta(x - x_c) + \sin\theta(y - y_c)]^2}{a^2} + \frac{[-\sin\theta(x - x_c) + \cos\theta(y - y_c)]^2}{b^2} = 1,$$

where

$$\begin{aligned}\theta &= \arctan\left(\frac{y_2 - y_1}{x_2 - x_1}\right), \\ x_c &= \frac{x_1 + x_2}{2}, \\ y_c &= \frac{y_1 + y_2}{2}, \\ c &= \frac{\sqrt{(y_2 - y_1)^2 + (x_2 - x_1)^2}}{2}, \\ b &= \sqrt{a^2 - c^2}.\end{aligned}$$

If partial derivatives of x and y for the ellipse equation are used, we can obtain the extreme value of x_m, y_m as:

$$x_m = x_c \pm \sqrt{a^2 \cos^2 \theta + b^2 \sin^2 \theta}$$

and

$$y_m = y_c \pm \sqrt{a^2 \sin^2 \theta + b^2 \cos^2 \theta}$$

respectively. The ellipse is bounded by the MBR whose corner coordinates are four (x_m, y_m) s. Therefore, the area ratio between the MBR for the ellipse and the ellipse is:

$$\frac{Area_{EQ}}{Area_{ellipse}} = \frac{4\sqrt{a^2 \cos^2 \theta + b^2 \sin^2 \theta} \cdot \sqrt{a^2 \sin^2 \theta + b^2 \cos^2 \theta}}{\pi ab}$$

When θ equals $(2k+1)\pi/4$ and $k\pi/2$, we can obtain the maximum and minimum ratios of the two areas, which respectively are:

$$ratio_{max} = \frac{4a^2 - 2c^2}{\pi a \sqrt{a^2 - c^2}}$$

and

$$ratio_{min} = \frac{4}{\pi}.$$

The ratio between the MBR and the ellipse indicates the degree to which we extend our search region from a smaller one to a bigger one. Though this extension may cause the search region to overlap with more R-tree nodes, the simplified distance computation pays off in overall costs, as we will show in the experimental results in Section 4.

Algorithm GNN(Q, k)

Input: Q is the query points set

k is the number of NNs to retrieve

Output: GNN query result

1. $answerSet = \emptyset$;
 2. find a pair of query points q_i and q_j with maximum distance;
 3. initialize max_dist to the product of $|Q|$ and the length of data space diagonal; // call recursive algorithm on R-tree
 4. MBR_ellipse_GNN($node, Q, k, answerSet, max_dist, q_i, q_j$);
-

Figure 6: Framework for ellipse-based MBR pruning method

The framework and the full algorithm of the ellipse-based MBR pruning method are presented in Figures 6 and 7, respectively. Similar to the ellipse-based pruning strategy in Section 3.2, this MBR pruning strategy is also applicable to both the depth-first and best-first traversal paradigms.

Algorithm MBR_ellipse_GNN($node, Q, k, answerSet, max_dist, q_i, q_j$)

Input: $node$ is an R-tree node

Q is the query points set

k is the number of NNs to retrieve

$answerSet$ is the set of NNs so far

max_dist is the distance to the k -th NN so far

q_i, q_j are the farthest pair of points in Q

Output: GNN query result

1. $branchList = \emptyset$;
 2. compute MBR $eRange$ for ellipse determined by q_i, q_j and max_dist ;
 3. **if** ($node$ is not a leaf node)
 4. **for each** entry sub in $node$
 // filter by MBR($E_q(\epsilon_k)$)
 5. **if** ($disjoin(sub, eRange)$) **continue**;
 6. insert sub into $branchList$,
 keep it sorted on $mindist(sub, Q)$;
 7. **for each** entry sub in $branchList$
 8. MBR_ellipse_GNN($sub, Q, k, answerSet, max_dist, q_i, q_j$);
 9. **else**
 10. **for each** data point p_i in $node$
 11. **if** ($disjoin(p_i, eRange)$) **continue**;
 12. **if** ($dist(p_i, Q) \geq max_dist$) **continue**;
 13. insert p_i into $answerSet$,
 keep it sorted on $dist(p_i, Q)$,
 and update max_dist if necessary;
 - // perform upward pruning
 14. pruneBranchList($max_dist, branchList, k$);
-

Figure 7: MBR_ellipse_GNN algorithm

4. EXPERIMENTAL STUDIES

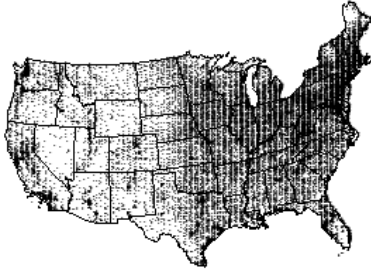
In this section, we evaluate the efficiency of our proposed pruning methods for GNN queries. We compare them with the single point method and the minimum bounding method. (Hereinafter, the four methods are denoted as DE, MBRE, SPM and MBM, respectively.) As it has been pointed out in [11] that SPM and MBM are better than MQM, we do not consider MQM in the experiments.

4.1 Experimental Settings

All the experiments were programmed in C++ and conducted on a laptop Toshiba Satellite 5105-701 running MS Windows XP, with an Intel Pentium 4 mobile CPU of 1.80GHz. The laptop computer had 512M memory and 60G disk storage.

Two real geographical datasets, the US ZIP dataset and the Singapore building dataset as shown in Figure 8, were used to evaluate the proposed algorithms. The USA ZIP dataset comprised 41,313 points, and the Singapore building dataset comprised 10,453 houses. For both datasets, the R*-tree was used as the index structure, and the page size was set to 1K bytes. Thus one page at most contained 25 nodes.

Three performance factors were tested: (1) the cardinality n of query point set Q , (2) the distribution of all query points in Q , and (3) the k value, i.e., the number of retrieved neighbors. We used workloads of 100 queries randomly distributed in the data space, and the performance was averaged over all the 100 queries. The same set of queries were used for all methods in the comparison.



(a) USA ZIP layer



(b) Singapore building layer

Figure 8: Datasets used in the experiments

We measured the performance of various methods with two metrics: page accesses and response time. Page accesses were the number of R^* -tree nodes fetched from the disk into the memory during query processing. Response time, in the unit of millisecond, was measured as the overall CPU time for query processing.

4.2 Effect of query set cardinality

First, we analyze the effect of the cardinality of query set Q on GNN queries. Figure 9 shows the performance of different methods, where the k value equals 1, and the extent of all query points occupy 6.25% of the whole data space.

Both response time and page access number become larger as the query set cardinality increases. This is easy to understand because more query points involve more distance computations. In both datasets, our methods outperform both SPM and MBM. This is because our methods always pick two query points that determine the “longest” ellipse covering the query set Q , and only prune unqualified nodes whose distances to these two query points are computed, no matter how many points are specified in Q .

Though the Singapore dataset contains fewer points than the USA dataset, the cost of query processing for the former is higher than for the latter. This may be attributed to the particular distribution of points in the Singapore dataset, which is a circle-like one. This causes more “dead space” in the R -tree nodes, and thus incurring more comparisons that do not contribute to the final query results.

4.3 Effect of query set MBR size

Next, we consider the effect of the MBR size of the query set Q . Figure 10 shows the performance of the different methods, where the k value equals 1, the cardinality of query points is 5, and the ratio between the MBR of the query set Q and the whole data space varies from 6.25% to 100%.

In Figure 10, it is clear that as the overlapping area between the query set and the whole data space increases, more pages are accessed and long processing time are consumed. This is because a larger query set MBR indicates a larger search region.

Our methods are more steady for the less skewed dataset (Figure 11(a) and 11(b)) whereas SPM and MBM are more steady for the more skewed dataset ((Figure 11(c) and 11(d)). For both datasets, our methods still outperform SPM and MBM. This indicates that the ellipse in our methods determined by the farthest pair of points in Q has more pruning power during search.

4.4 Effect of number of retrieved NNs

Finally, we consider the effect of the number of retrieved nearest neighbors. Figure 11 shows the performance of different methods, where the cardinality of the query set Q is 5 and the MBR of Q occupies 6.25% of the data space.

The variance of the k value does not affect the performance of any method significantly. The reason is that many neighbors are found within the same tree node as declared in [11]. Our methods still work more efficiently than both SPM and MBM because the ellipse used in our methods involves less distance computation during search, and can prune unqualified nodes more efficiently.

5. CONCLUSION

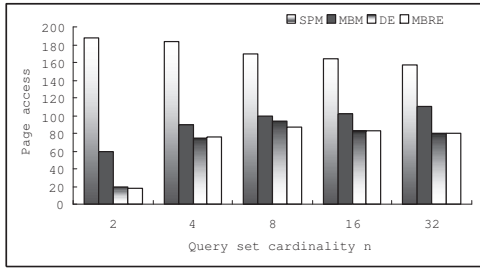
Group nearest neighbor queries are more complex than traditional k NN queries because they have multiple query points and those query points can be in arbitrary distribution. In this paper, we have developed two pruning strategies for GNN queries over spatial datasets indexed by the R^* -tree. By taking into account the distribution of all query points, we use an ellipse to approximate the query extent. Then a distance or MBR derived from the ellipse is used to prune intermediate index nodes during search. Our pruning strategies can be used in both the depth-first and best-first traversal paradigms. The experimental results demonstrate that our proposed methods outperform the existing ones significantly and consistently with real geographical datasets, in both page access number and CPU time.

6. ACKNOWLEDGMENTS

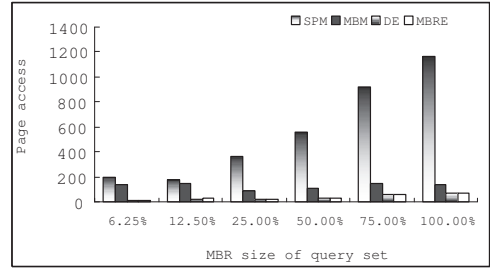
This work is part of a bigger project called SpADE (A Spatio-temporal Autonomic Database Engine for location-aware services) funded by A*STAR. The details can be found at <http://www.comp.nus.edu.sg/~ooibc/research.html>.

7. REFERENCES

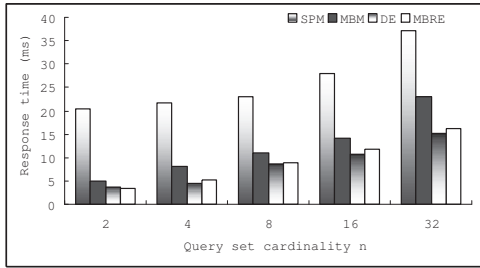
- [1] S. Arya, D. M. Mount, N. S. Netanyahu, R. Silverman, A. Y. Wu. An Optimal Algorithm for Approximate Nearest Neighbor Searching Fixed Dimensions. *Journal of ACM*, 45(6):891-923, 1998
- [2] C. Aggrawal, P. Yu. Outlier detection for high dimensional data. In *Proc. of ACM SIGMOD Int'l Conference*, 2001.



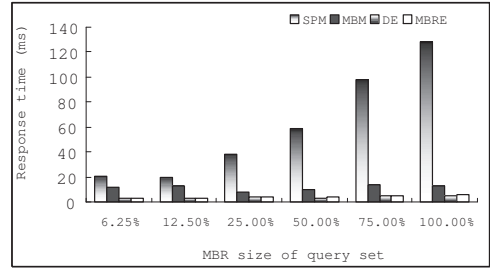
(a) IO vs. n (USA dataset)



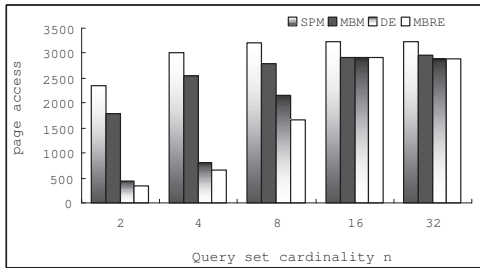
(a) IO vs. M (USA dataset)



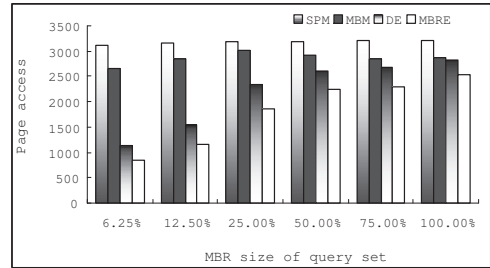
(b) CPU vs. n (USA dataset)



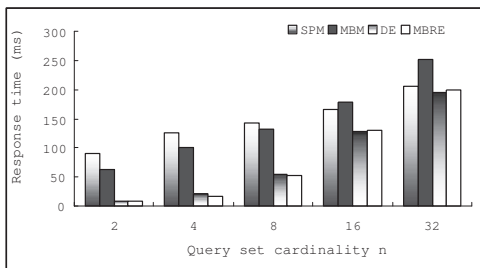
(b) CPU vs. M (USA dataset)



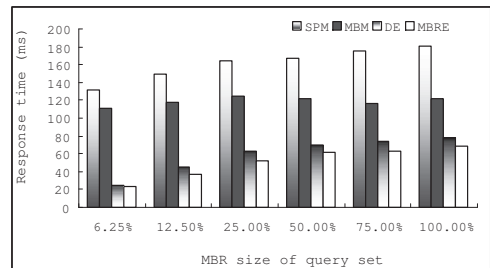
(c) IO vs. n (SG dataset)



(c) IO vs. M (SG dataset)



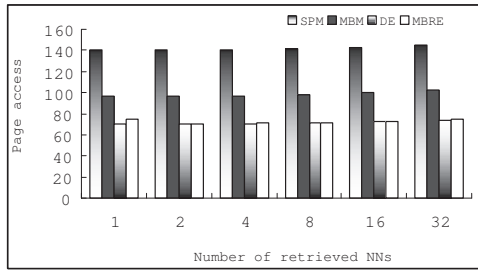
(d) CPU vs. n (SG dataset)



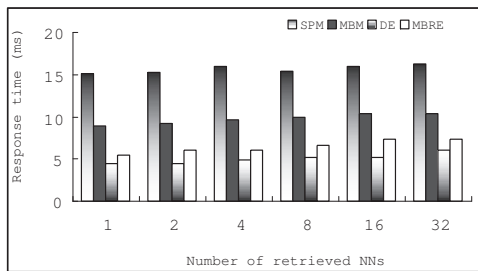
(d) CPU vs. M (SG dataset)

Figure 9: Effect of cardinality of query set Q

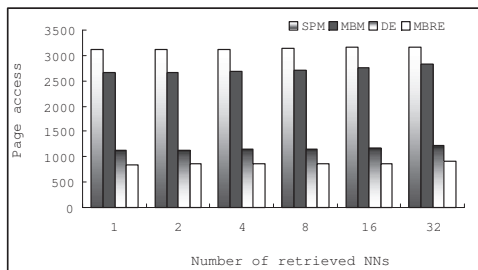
Figure 10: Effect of MBR size of query set Q



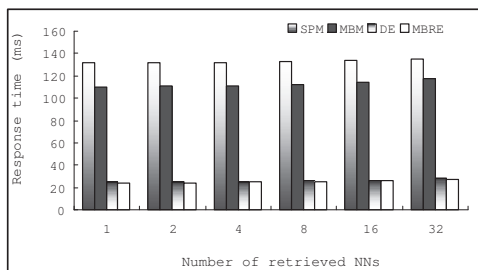
(a) IO vs. k (USA dataset)



(b) CPU vs. k (USA dataset)



(c) IO vs. k (SG dataset)



(d) CPU vs. k (SG dataset)

Figure 11: Effect of number of retrieved NNs

- [3] N. Beckmann, H. P. Kriegel, R. Schneider, and B. Seeger. The R*-tree: An efficient and robust access method for points and rectangles. In *Proc. of ACM SIGMOD Int'l Conference*, 1990.
- [4] M. Ester, H.-P. Kriegel, and J. Sander. Knowledge discovery in spatial databases. Invited paper at *German Conf. On Artificial Intelligence*, 1999.
- [5] H. Ferhatosmanoglu, I. Stanoi, D. Agrawal, and A. E. Abbadi. Constrained Nearest Neighbor Queries. In *Proc. of Symposium on Spatial and Temporal Databases (SSTD)*, 2001.
- [6] C. Faloutsos, M. Ranganathan, and Y. Manolopoulos. Fast subsequence matching in time-series databases. In *Proc. of ACM SIGMOD Int'l Conference*, 1994.
- [7] A. Guttman. R-tree: a dynamic index structure for spatial searching. In *Proc. of ACM SIGMOD Int'l Conference*, 1984.
- [8] G. Hjaltason, and H. Samet. Distance browsing in spatial database. *ACM Trans. on Database Systems*, 24(2):265-318, 1999.
- [9] A. Jain, M. Murthy, and P. Flynn. Data clustering: A review. *ACM Comp. Surveys*, 31(3):64-323, 1999.
- [10] K. Nakano, and S. Olariu. An optimal algorithm for the angle-restricted all nearest neighbor problem on the reconfigurable mesh, with applications. *IEEE Trans. on Parallel and Distributed Systems*, 8(9):983-990, 1997.
- [11] D. Papadias, Q. Shen, Y. Tao, and K. Mouratidis. Group nearest neighbor queries. In *Proc. of Int'l Conf. on Data Engineering (ICDE)*, 2004.
- [12] A. Papadopoulos, and Y. Manolopoulos. Performance of nearest neighbor queries in R-trees. In *Proc. of Int'l Conf. on Database Theory (ICDT)*, 1997.
- [13] N. Roussopoulos, S. Kelley, and F. Vincent. Nearest neighbor queries. In *Proc. of ACM SIGMOD Int'l Conference*, 1995.
- [14] T. Seidl and H. Kriegel. Optimal Multi-Step k-Nearest Neighbor Search. In *Proc. of ACM SIGMOD Int'l Conference*, 1998.
- [15] Y. Tao, J. Zhang, D. Papadias, and N. Mamoulis. An Efficient Cost Model for Optimization of Nearest Neighbor Search in Low and Medium Dimensional Spaces. *IEEE Trans. on Knowledge and Data Engineering*, 2004.
- [16] C. Yu, B. Ooi, K.-L. Tan, and H. V. Jagadish. Indexing the Distance: An Efficient Method to KNN Processing. In *Proc. of Very Large Data Bases Conference (VLDB)*, 2001.